HERNING

117589/ 712-186-1005

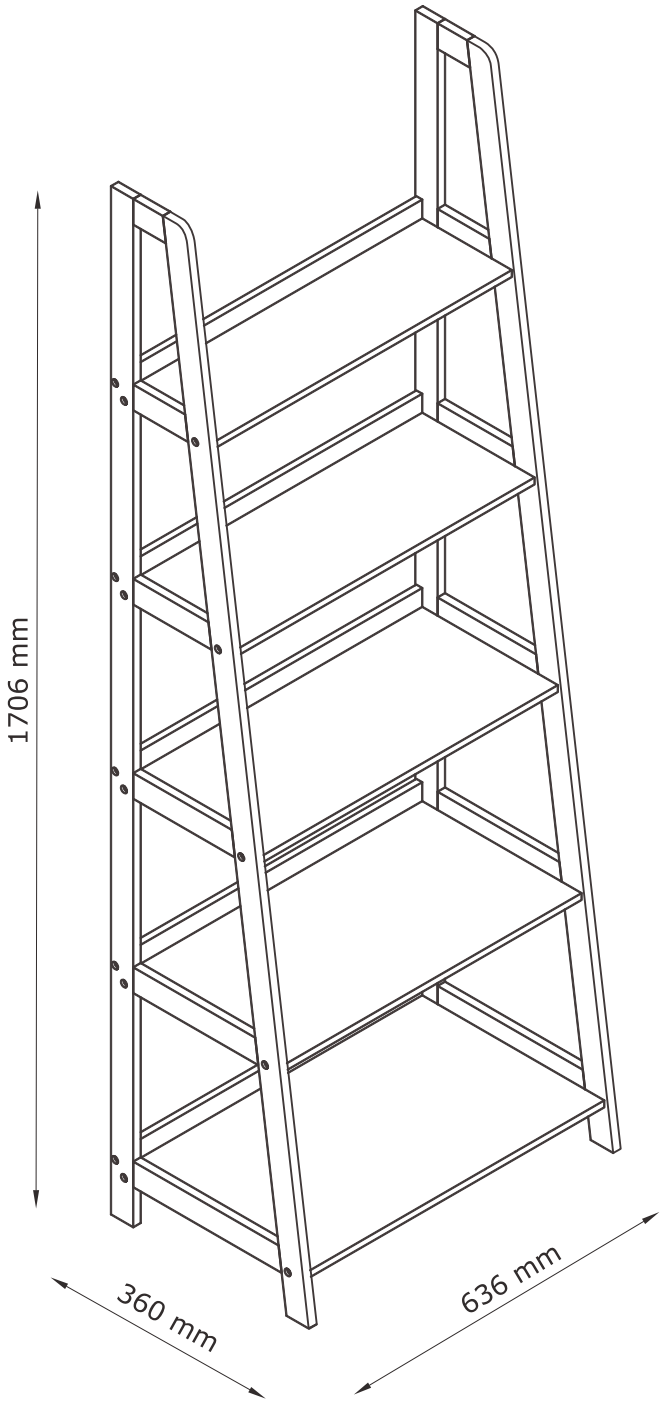

100%
Wood from well-managed forests
FSC™ C123681

JYSK
JYSK.com

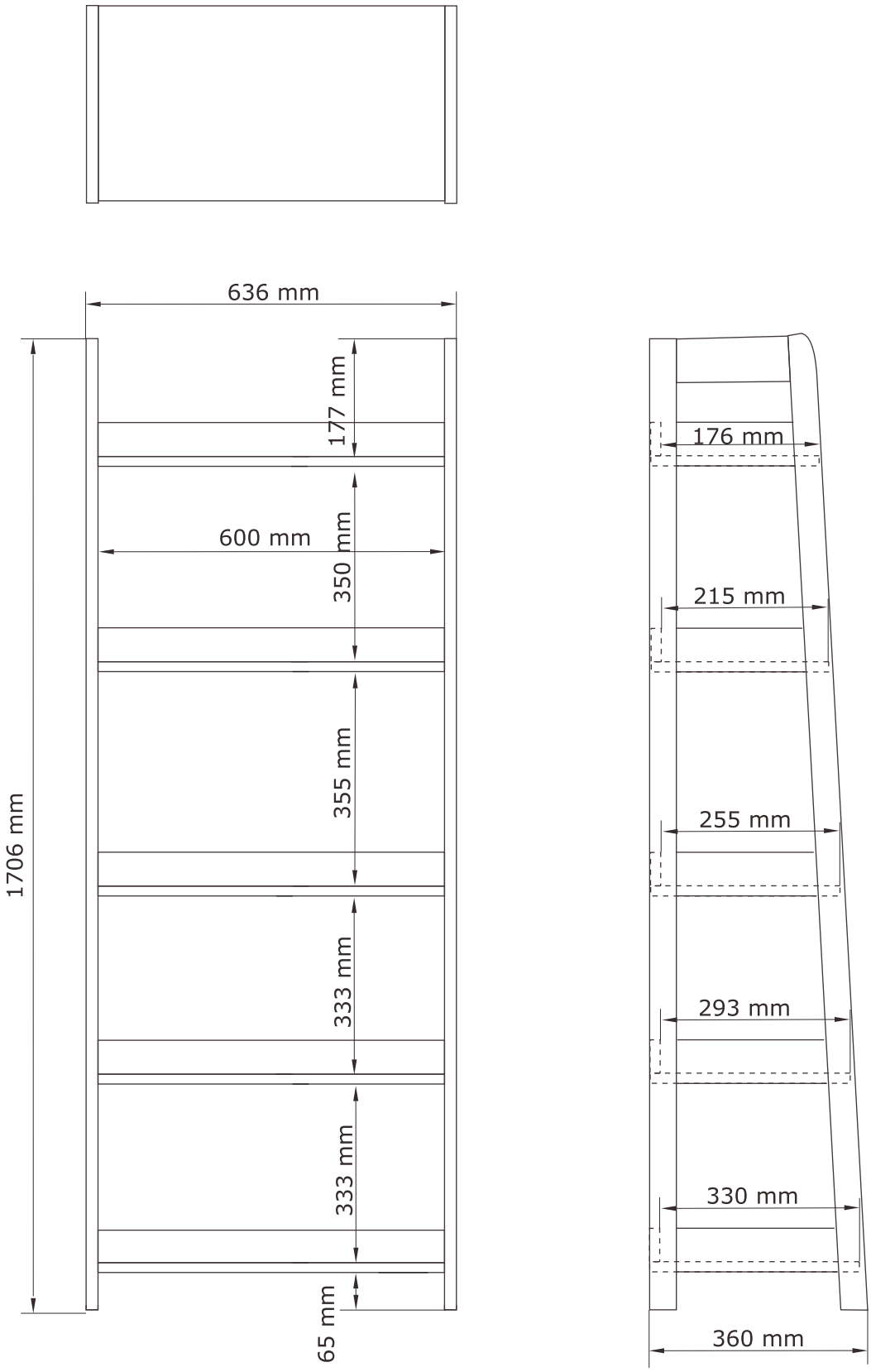
636 mm
1706 mm
177 mm
600 mm
350 mm
355 mm
333 mm
333 mm
65 mm
176 mm
215 mm
255 mm
293 mm
330 mm
360 mm



EN: ***IMPORTANT INFORMATION!***
Please read the entire manual carefully before starting to assemble and/or using this product. Follow the manual thoroughly and keep it for further reference.

FR: ***INFORMATIONS IMPORTANTES***
Veuillez lire attentivement l'ensemble du manuel avant de commencer à monter et/ou utiliser ce produit. Suivez rigoureusement le manuel et conservez-le pour toute consultation ultérieure.

LV: ***SVARĪGA INFORMĀCIJA!***
Pirms šī izstrādāj uma montāžas un/vai lietošanas uzsākšanas pilnībā izlasiet lietošanas pamācību. Stingri ievēroj iet pamācības norādīj umus un saglabāj iet to turpmākai lietošanai.

LT: ***SVARBI INFORMACIJA!***
Prieš pradėdami montuoti gaminį ir (arba) j uo naudotis, prašome atidžiai perskaityti visą vadovą. Atidžiai skaitykite vadovą ir turėkite jį su savimi, kad galėtumėte toliau vadovautis j o nuorodomis.

EE: ***OLULINE TEAVE!***
Enne kui alustate toote kokku panemist j a/või kasutamist, lugege see kasutusj uhend hoolikalt läbi. Järgige täpselt j uhendis toodud j uhiseid j a hoidke j uhend alles.

RU: ***ВАЖНАЯ ИНФОРМАЦИЯ!***
Внимательно и полностью прочитайте это руководство, прежде чем приступать к сборке или использованию этого изделия. Следуйте всем инструкциям этого руководства и сохраните его на будущее для справки.

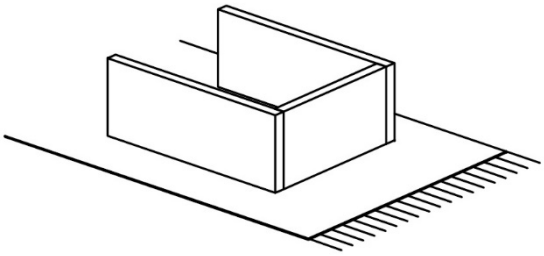



EN: ***WARNING TO AVOID SCRATCHES!***
In order to avoid scratching this furniture should be assembled on a soft layer - could be a rug.

FR: ***AVERTISSEMENT POUR ÉVITER LES RAYURES***
Afin d'éviter les rayures, ce meuble doit être monté sur une surface souple (un tapis, par exemple).

LV: ***BRĪDINĀJUMS PAR SKRĀPĒJUMIEM!***
Lai nesaskrāpētu šo izstrādājumu, veiciet montāžu uz mīkstas pamatnes, piemēram, paklāja.

LT: ***ĮSPĖJIMAS, KAD IŠVENGTUMĖTE ĮBRĖŽIMŲ!***
Šio baldo nesubraižysite, jei jį surinksite ant švelnaus paviršiaus, pavyzdžiui, kilimo.

EE: ***HOIATUS KRIIMUSTUSTE VÄLTIMISEKS!***
Kriimustuste tekkimise vältimiseks mööblile tuleb see kokku panna pehmel pinnal, nt kaltsuvaibal.

RU: ***ПРЕДУПРЕЖДЕНИЕ ОТНОСИТЕЛЬНО ЦАРАПИН!***
Во избежание нанесения царапин, сборку этой мебели необходимо выполнять на мягкой поверхности, например на ковре.

EN: ***IMPORTANT!***
It is important that any product which is assembled using any kind of screw is re-tightened 2 weeks after assembly, and once every 3 months - in order to assure stability through-out the lifespan of the product.

FR: ***IMPORTANT***
Il est important que tout produit monté à l'aide de vis soit resserré 2 semaines après son montage, puis tous les 3 mois, afin de garantir sa stabilité durant tout son cycle de vie.

LV: ***SVARĪGI!***
Ir svarīgi, lai j ebkuram produktam, kas tiek uzstādīts ar j ebkādu skrūvj u palīdzību, skrūves tiktu atkārtoti pievilktas 2 nedēļas pēc montāžas, pēc tam – reizi 3 mēnešos, tā nodrošinot stabilitāti visā izstrādāj uma kalpošanas laikā.

LT: ***SVARBU!***
Bet kokį varžtais tvirtinamą gaminį 2 savaites po surinkimo bei kas 3 mėnesius reikia papildomai suveržti – taip užtikrinamas naudoj amo gaminio stabilumas.

EE: ***TÄHTIS!***
Oluline on, et toote kruvisid pingutataks 2 nädalat pärast kokkupanekut j a seej ärel iga 3 kuu j ärel, et tagada stabiilsus kogu toote eluea j ooksul.

RU: ***ВАЖНО!***
В любом изделии, собранном с использованием винтов любого типа, необходимо через 2 недели после сборки и в дальнейшем каждые 3 месяца подтягивать винты, чтобы обеспечить прочность изделия в течение срока эксплуатации.

EN: ***GENERAL INSTRUCTION FOR FURNITURE MADE OF WOOD OR WOOD COMPOSITES SUCH AS MELAMINE, LAMINATE OR VENEER SURFACES!***
Wipe clean with a damp cloth. Use only water or a gentle detergent.
Wipe dry with a clean cloth.

FR: ***INSTRUCTIONS GÉNÉRALES POUR LE MOBILIER CONSTITUÉ DE BOIS OU DE COMPOSITES DE BOIS (COMME LES SURFACES EN MELAMINÉ, STRATIFIÉ OU PLACAGE)***
Nettoyer à l'aide d'un chiffon humide. Utiliser uniquement de l'eau ou un détergent doux.
Essuyer à l'aide d'un chiffon propre.

LV: ***VISPĀRĒJI NORĀDĪJUMI MĒBELĒM NO KOKA VAI KOKSNES KOMPOZĪTIEM, PIEMĒRAM, MELAMĪNA, LAMINĀTA VAI FINIERA VIRSMĀM!***
Noslaukiet ar mitru drānu. Lietoj iet tikai ūdeni vai maigu mazgāšanas līdzekli.
Nosusiniet ar tīru drānu.

LT: ***BALDŲ IŠ MEDIENOS AR MEDIENOS KOMPOZITO, DENGTO MELAMINU, LAMINATU AR PLONU FANEROS SLUOKSNIU, BENDRIEJI VALYMO NURODYMAI!***
Valykite drėgnu skudurėliu. Naudokite tik vandenį arba švelnų valiklį.
Nusausinkite švariu skudurėliu.

EE: ***PUIDUST VÕI MITMEKIHILISEST PUIDUST, NAGU MELAMIINIST, LAMINAADIST VÕI VINEERIST MÖÖBLI ÜLDJUHISED!***
Kasutage puhastamiseks niisket lappi. Kasutage ainult vett või õrnatoimelist puhastusvahendit.
Pühkige puhta lapiga kuivaks.

RU: ***ОБЩИЕ УКАЗАНИЯ ОТНОСИТЕЛЬНО МЕБЕЛИ, ИЗГОТОВЛЕННОЙ ИЗ ДЕРЕВА ИЛИ ДРЕВЕСНЫХ КОМПОЗИЦИОННЫХ МАТЕРИАЛОВ, ТАКИХ КАК МЕЛАМИН, ЛАМИНАТ ИЛИ ШПОН!***
Очистите изделие чистой влажной тканью. Используйте мягкодействующее моющее средство.
Вытрите досуха чистой тряпкой.



EN: ***ANTI-TOPPLE WARNING!***
This product has to be permanently fixed to the wall with the bracket(s) included, to avoid fatal injury in case it topples over. The pack only contains screws for fastening the anti-topple bracket(s) itself to the product. Please contact your DIY or hardware store for advice on the correct type of screws/raw plugs for your type of wall.

FR: ***AVERTISSEMENT ANTIBASCULEMENT***
Ce produit doit être fixé de manière permanente au mur à l'aide du/des support(s) inclus afin d'éviter des blessures mortelles en cas de basculement. L'emballage contient des vis pour attacher le(s) support(s) antibasculement au produit. Veuillez contacter votre magasin de bricolage ou votre quincaillerie pour obtenir des conseils sur le type de vis/chevilles adapté à votre mur.

LV: ***BRĪDINĀJUMS PAR APGĀŠANOS!***
Šis produkts ir jāpiestiprina pie sienas ar komplektā iekļauto(-ajiem) kronšteinu(-iem), lai novērstu nāvējošu savainojumu risku, tam apgāžoties. Iepakojumā ir skrūves tikai pretapgāšanās kronšteina(-u) piestiprināšanai pie produkta. Informāciju par to, kādas skrūves piemērotas Jūsu sienai, jautājiet saimniecības preču vai būvizstrādājumu veikalā.

LT: ***ĮSPĖJIMAS DĖL NUVIRTIMO!***
Šį gaminį būtina tinkamai pritvirtinti prie sienos naudojant pridėtas gembes, kad išvengtumėte mirtino sužalojimo jam nuvirtus. Pakuotėje yra tik varžtai gembėms prie gaminio pritvirtinti. Užeikite į artimiausią statybinių prekių parduotuvę ir paprašykite savo sienai tinkamiausių varžtų (kaiščių).

EE: ***ÜMBERKUKKUMISOHT!***
Toote ümberkukkumisest tuleneda võiva eluohtliku õnnetuse vältimiseks tuleb see kinnitada komplekti kuuluva(te) kronsteini(de) abil püsivalt seina külge. Komplekti kuuluvad ainult kruvid, mis on mõeldud ümberkukkumist takistava(te) kronsteini(de) kinnitamiseks toote külge. Soovituste saamiseks sobivate kruvide/tüüblite leidmiseks oma seina jaoks, konsulteerige DIY esindaja või rauakaupade kaupluse müüjaga.

RU: ***ПРЕДУПРЕЖДЕНИЕ ОБ ОПРОКИДЫВАНИИ!***
Во избежание опрокидывания это изделие должно быть надежно прикреплено к стене с помощью прилагаемых кронштейнов. В комплект входят винты только для прикрепления кронштейнов к самому изделию. Шурупы и дюбели для крепления к стене конкретного типа можно найти в строительном или хозяйственном магазине.

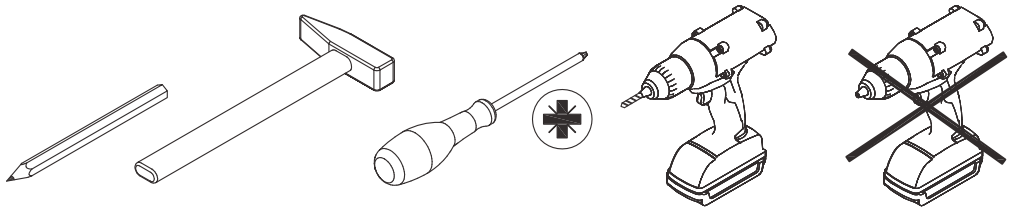

A x 30 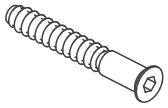 Ø7x58 mm	B x 10 Ø8x30 mm	C x 10 Ø4x40 mm	D x 2 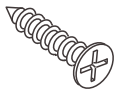 Ø3,5x14 mm
E x 2 Ø12x1 mm	F x 1 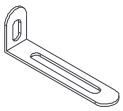 72x25x15 mm	G x 1 4 mm	H x 4 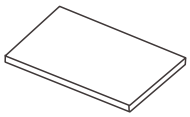 35x15x3 mm
J x 30 Ø15 mm			

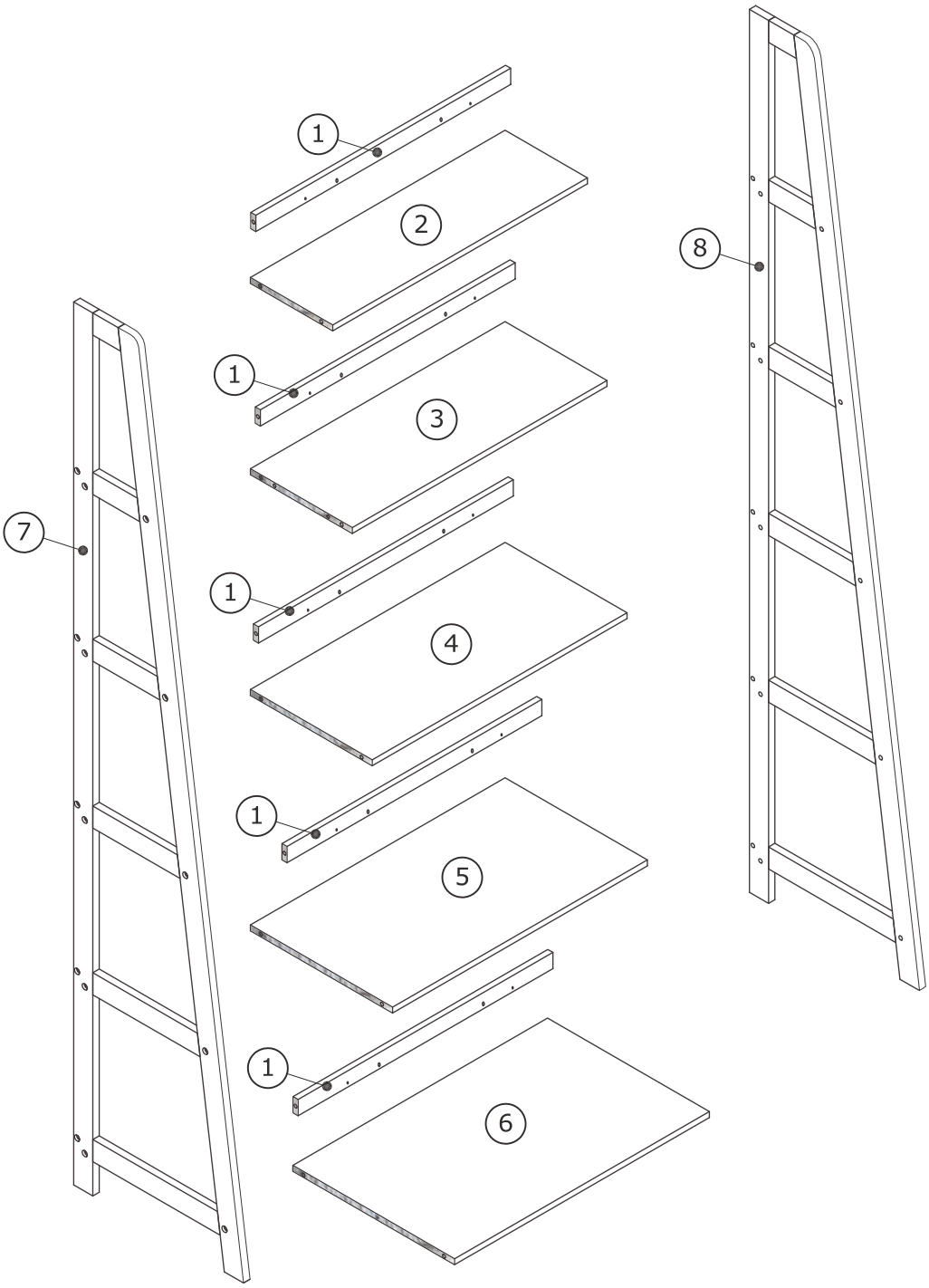
1
2
1
3
1
4
1
5
1
6
7
8

Box 1/1:

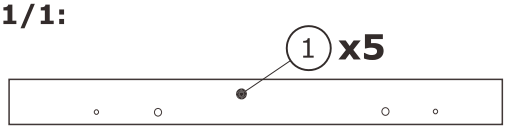

600x50x18 mm

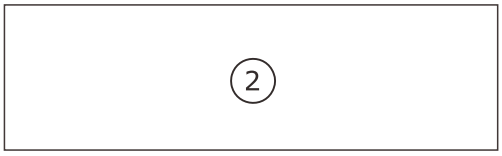

600x176x18 mm

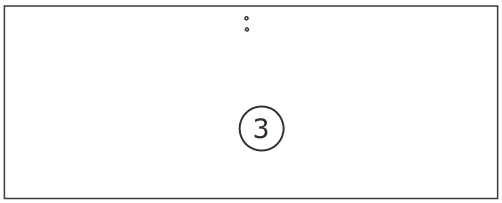

600x215x18 mm

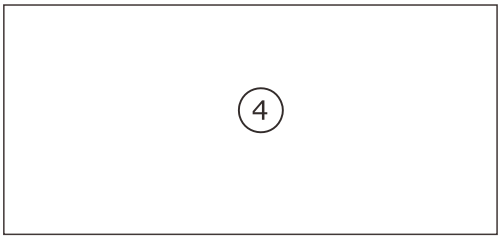

600x255x18 mm

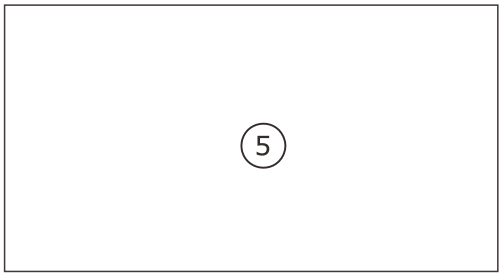

600x293x18 mm



1706x360x18 mm

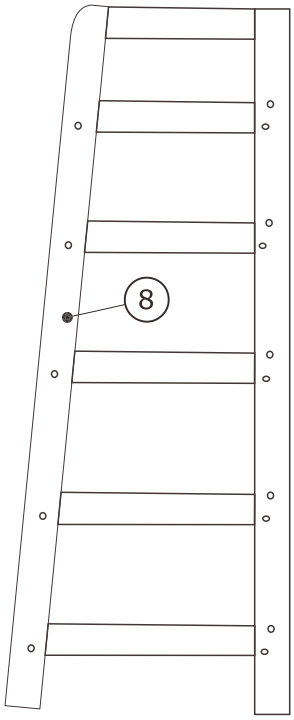

1706x360x18 mm

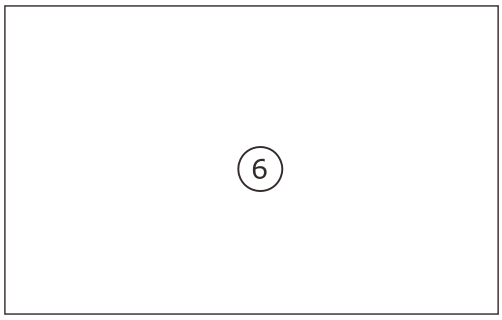

600x330x18 mm

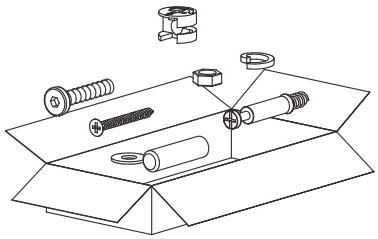

1

B x 10	
Ø8x30 mm	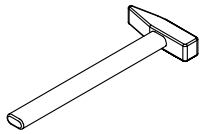

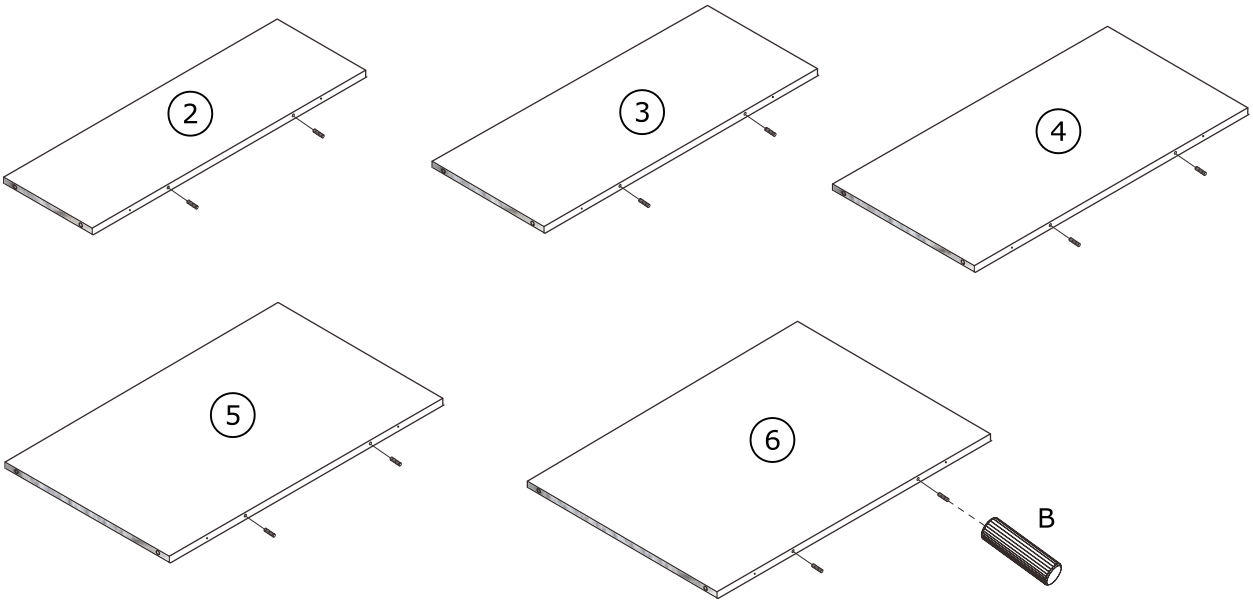

2

C x 10	
Ø4x40 mm	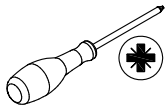

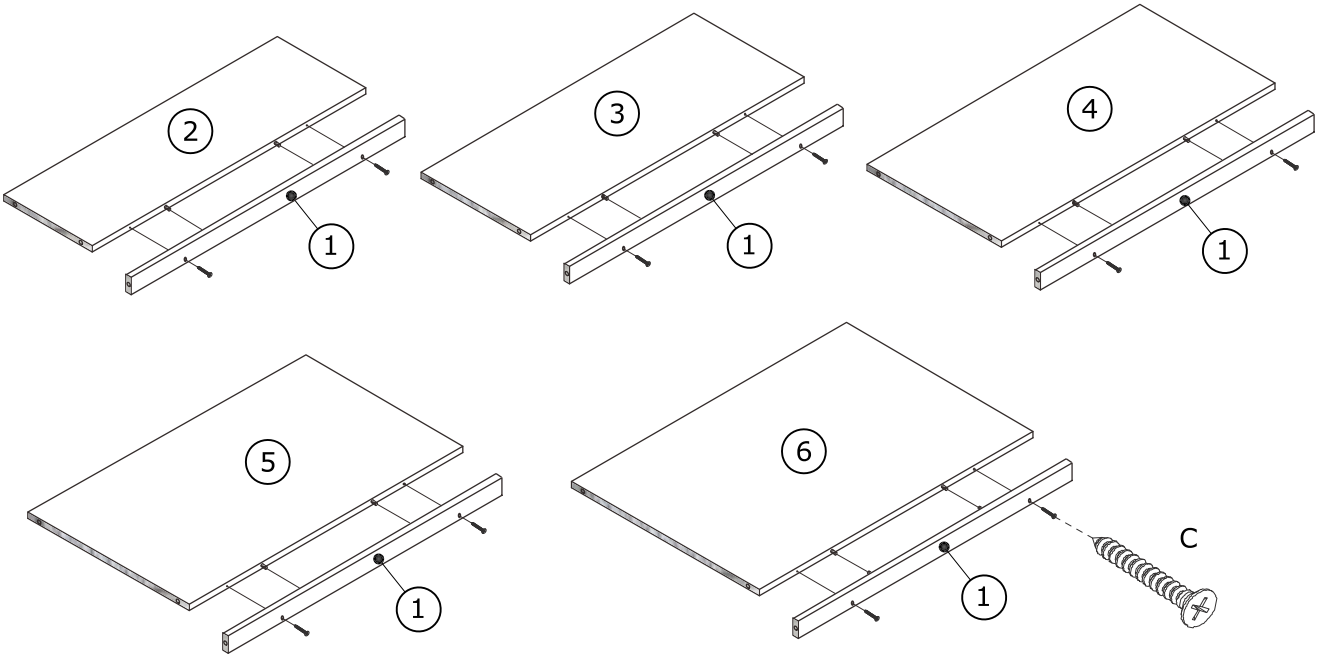

3

D x 2	E x 2	F x 1	
Ø3,5x14 mm	Ø12x1 mm	72x25x15 mm	

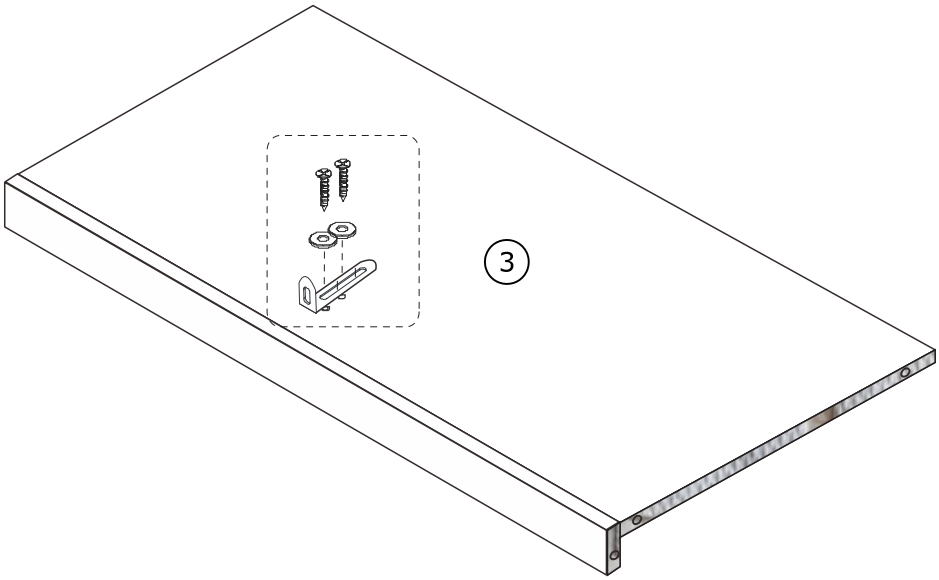

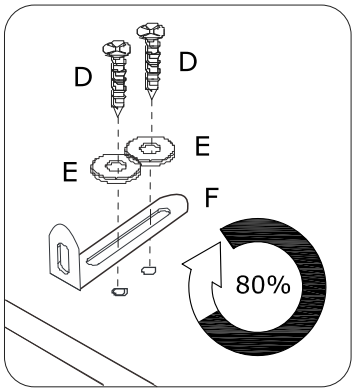

4

A x 15	G x 1	
Ø7x60 mm	4 mm	

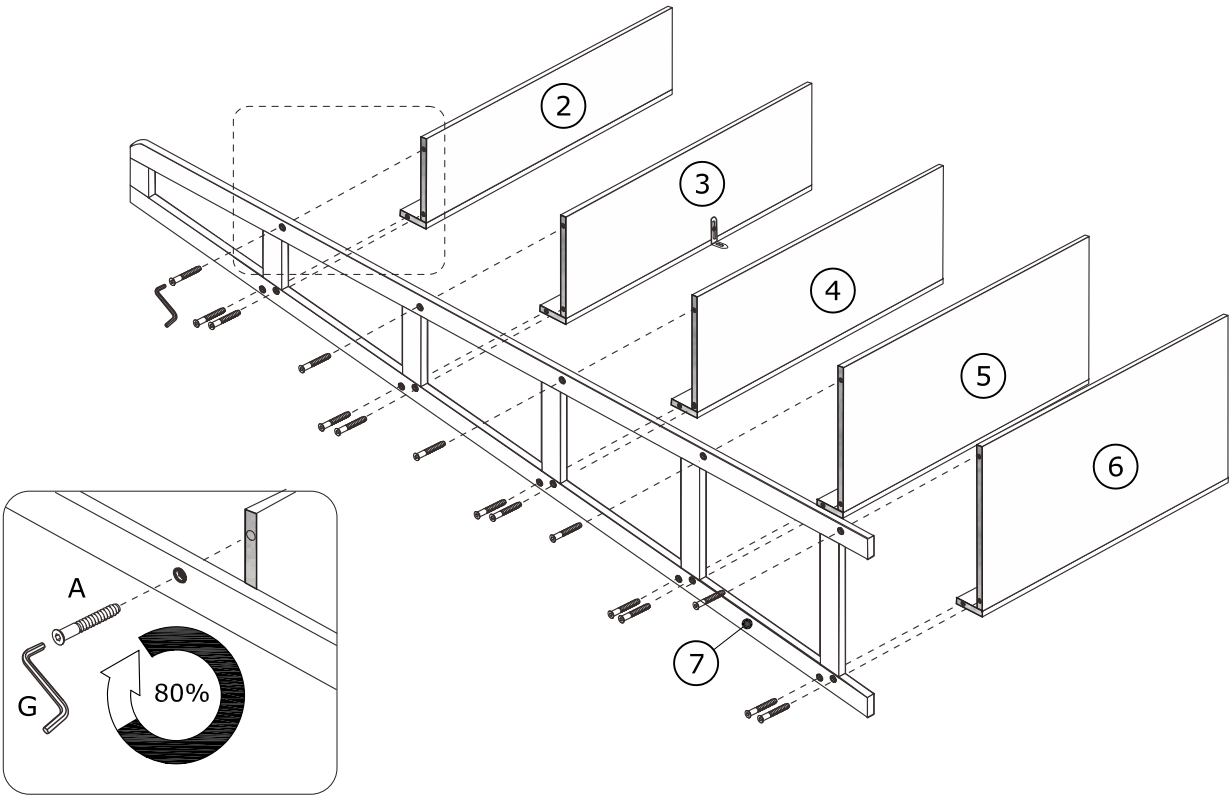

5

A x 15	G x 1	H x 4	
Ø7x60 mm	4 mm	35x15x3 mm	

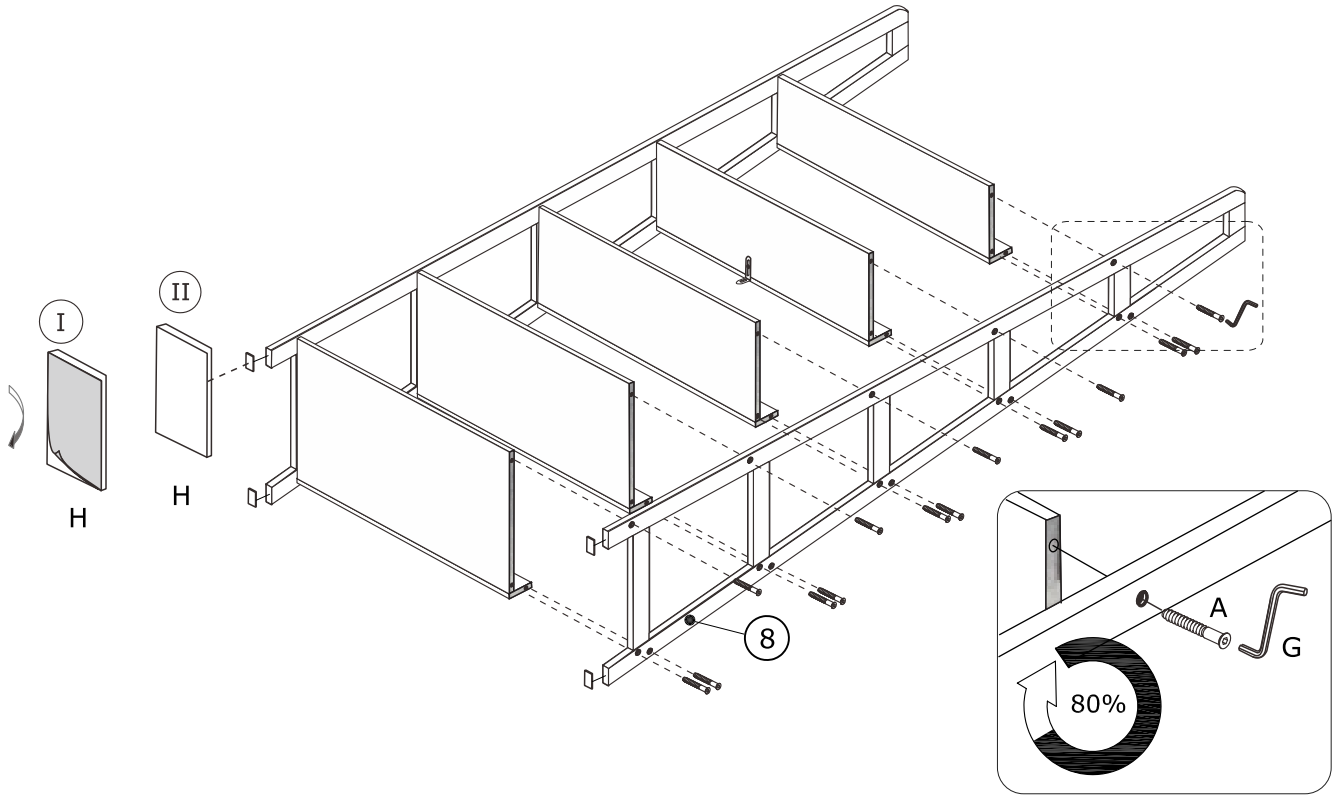

6

G x 1	
4 mm	

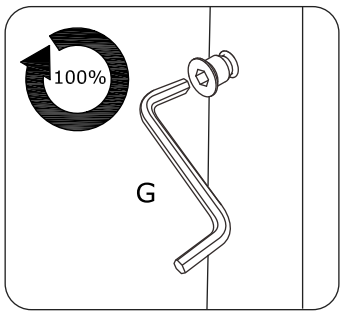

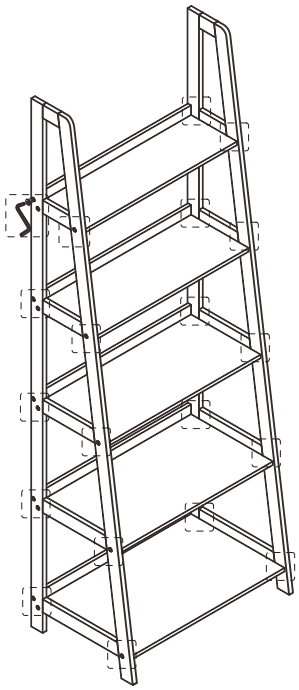

7

J x 30 Ø15 mm	

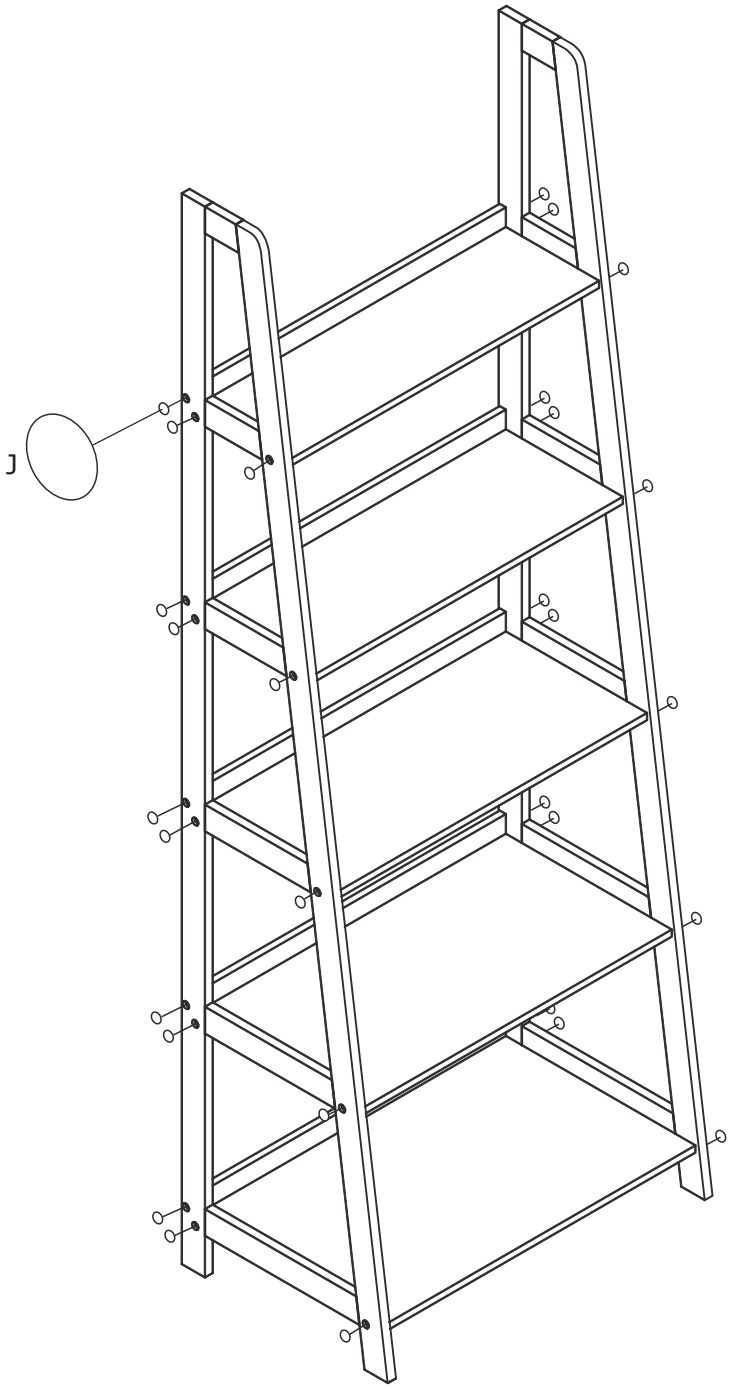

8

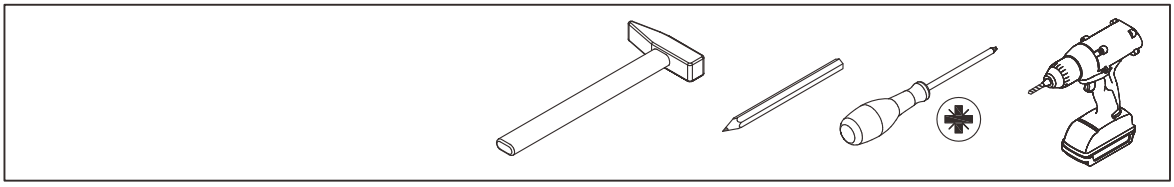



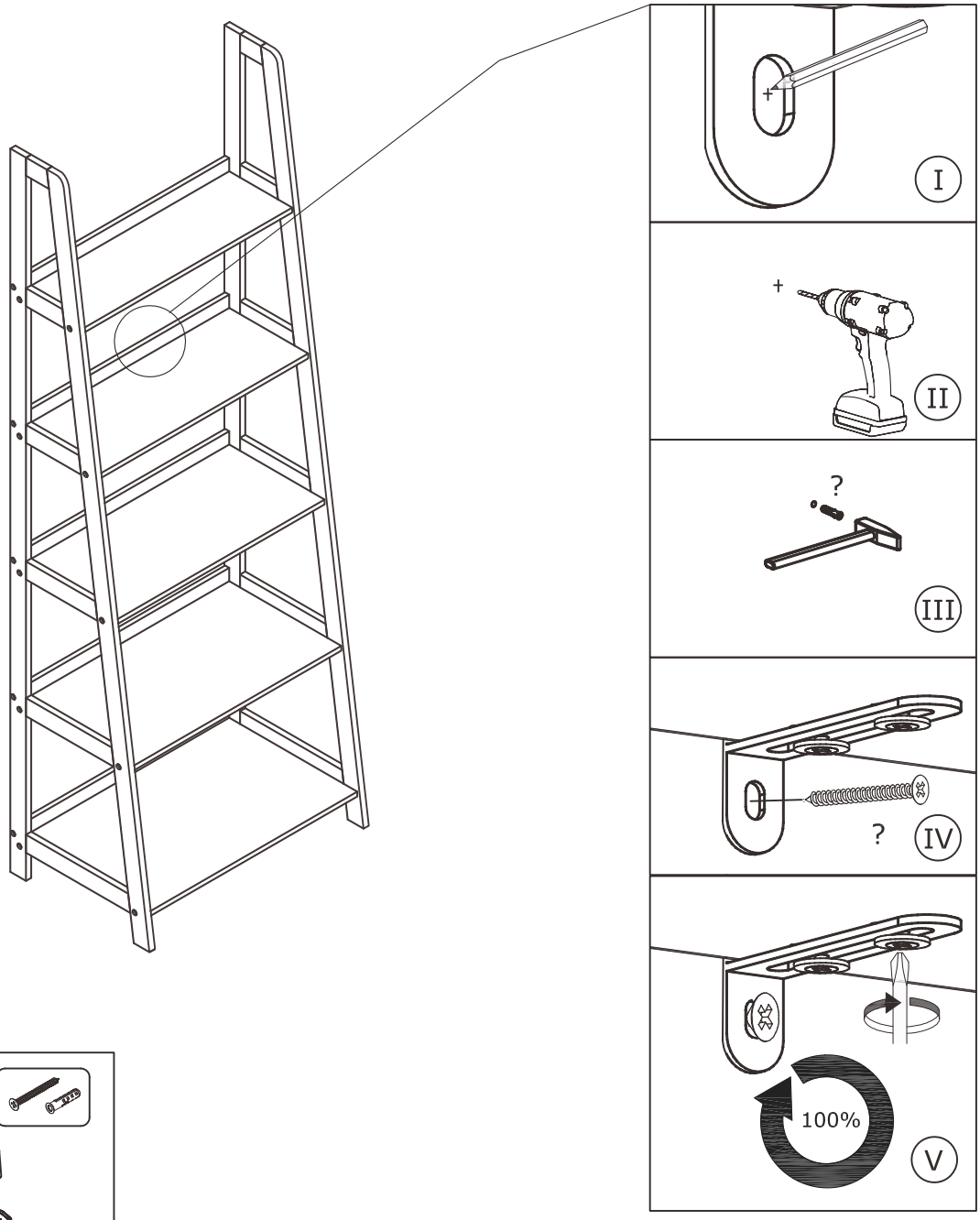



9

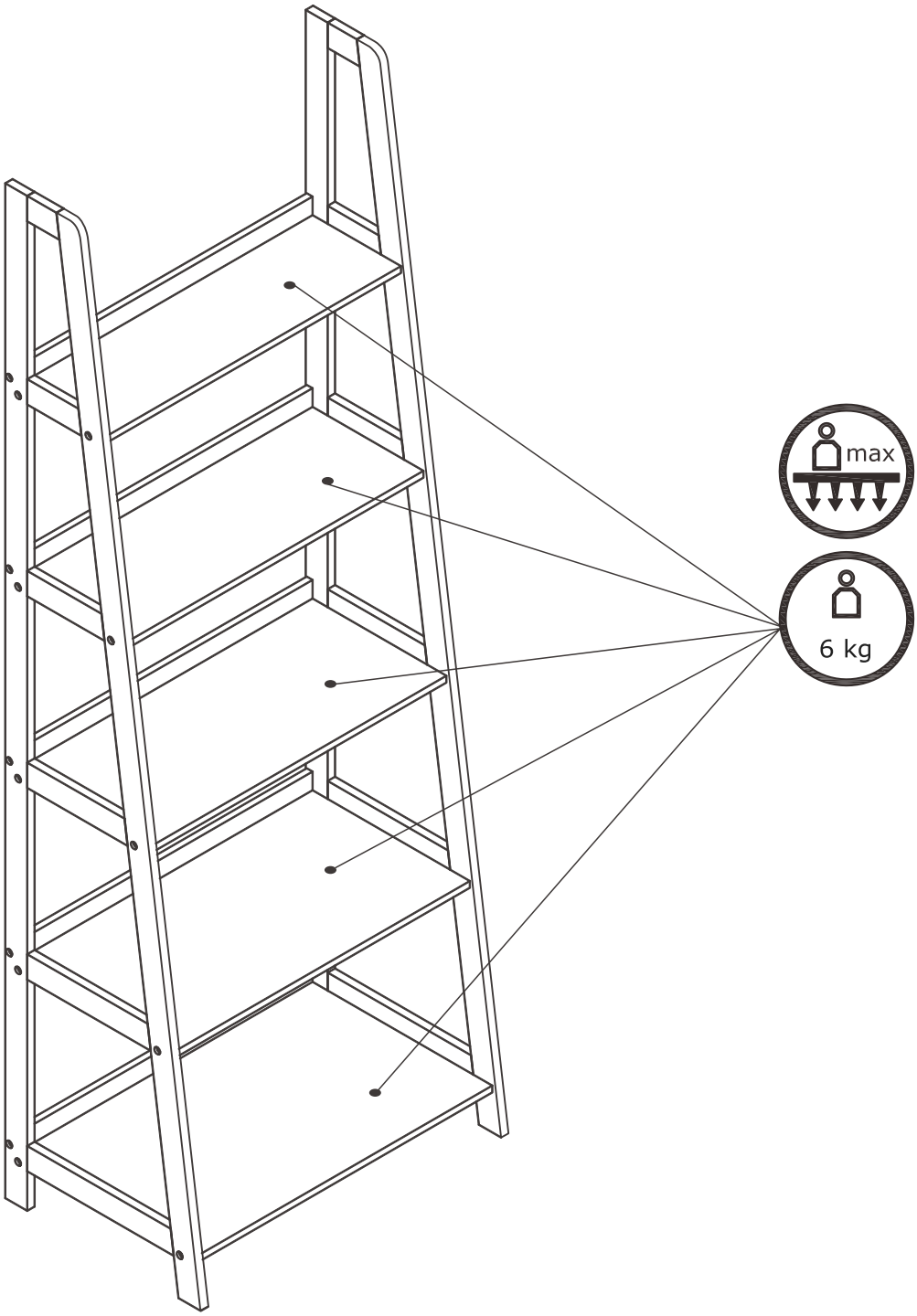

20
PAP